



Precautions to ensure safe usage

The precautions given below are intended to ensure safe and correct use of the products.
Note that certain restrictions apply to use of these products. Failure to observe these could result in injury or property damage.

 Warning	A potentially hazardous situation which could result in death or serious injury.
 Caution	A dangerous situation which could result in minor or medium injury and/or in which only property damage is foreseen.

 **Warning** TOYOX products have been developed and manufactured for general industrial applications.

For applications that require safety, confirm in advance.

Never use for implant or injection application or other applications where there is a possibility of the product partially remaining in the body.


ToyoX makes no guarantee of the adaptability or safeness related to such applications.

Please read the Handling Precautions carefully before use.

Note: See the terminology glosses on our website for words marked with a ※.

HYBRID TOYORON Hose

① Notes for using the hoses

-  **Warning** Take sufficient care when cutting hoses or mounting couplings, as the edge of the reinforcement coil may cause injury.
- When cutting a hose, make sure that the edge face of the hose is cut perpendicularly. If it is not perpendicular, the hose may leak or become disconnected.
- Always use a hose within its recommended temperature and pressure range. Note: Do not use under negative pressure.
- The hose can be used for water, air, oil, chemicals, and powder, but when using it with oils, chemicals, or powder, confirm chemical resistance data on the ToyoX website or consult with our Customer Advice Center.
※Do not use for fuel oil (heavy oil, kerosene (light oil), kerosene (lamp oil), gasoline) or solvents.
- Please note that compounding agents such as ※2 plasticizers could be extracted / eluted from the hose depending on use conditions. Please confirm the use conditions and the effects on your products before use.
- Do not use for food or beverages.**
- Use hoses at bend angles larger than their ※3 minimum bending radius. Angles smaller than the minimum bending radius may result in hose overbending or lower pressure resistance.
- Do not use a hose that is extremely bent near a coupling.
- Powders and granular materials may cause wear. Use a hose with as large a bending radius as possible.
- The HYBRID TOYORON hose has a structure resistant to twisting. Mount it so that it is not forced to twist by equipment oscillation or rotation.
- Set the length so as to ensure sufficient play in the hose to avoid it being put under tension. Check by applying pressure before use.
- Keep the hose away from open flame.
- Do not allow anything other than the inner surface of the couplings or hose to come in contact with fluids, because the fluids may permeate the hose reinforcement layer or remain inside the couplings, and bacteria may propagate (attach to the parts) or the hose may deteriorate. Also, dust, hose fragments (reinforcement material) and ink adhering to the outer surface may be mixed in.
- The life of hoses will be greatly affected by the physical properties, temperature, and flow rates of the fluid as well as by the frequency of pressurization and depressurization. If any of the following problems or similar signs are found in the pre-work or regular inspections, immediately cease use and repair or replace the hose.
 - Abnormalities near the coupling: Localized stretching, bending, leakage, bulging, or shallow insertion into the coupling
 - External damage: Large scratches in the outer surface, cracking, or water infiltrating the reinforcement layer
 - Internal abnormalities: Bulging or ※5 separation of the inner surface, or wear that leads to exposure of the hose reinforcement material.
Note: In the case of abnormalities on the interior or exterior surface, hose scrapings and fragments of hose reinforcing materials may mix into the fluid inside the hose.
- Other abnormal changes (stiffening, ※6 swelling, cracking, bulging, etc.)

② Notes for fitting assembly

- We recommend using TOYOX dedicated "TOYOCONNECTOR" couplings or dedicated clamps.
When mounting dedicated couplings, mount them correctly upon careful reading of the instruction manual included with the product. Fasten dedicated clamps within the regulated maximum tightening torque and retighten them as necessary. Deformation of the plastic hose clamp fastening can cause fluid leakage and hose disconnection.
- Tightly fastening hose with wire may damage the inner or exterior surface of the hose and cause it to rupture.
- Use hose nipples suitable for the size of the hose. Do not use hose nipples with damaged or rusted surfaces.
- Make sure the end of the barb fitting is as round as possible.
- When inserting the hose into the nipple barb, do not grease or heat with fire the hose and nipple barb parts.
If insertion is difficult, use lukewarm water to warm the hose and try inserting the coupling again.
- When mounting the hose, keep the coupling straight, as the reinforcement material may stick out and cause injury if the hose is twisted when inserted.

③ Notes for storage

- Do not store outdoors or in a place subject to direct sunlight. This may cause the quality of the hose surface to deteriorate, becoming sticky and/or susceptible to cracking. Store in a low-humidity, well-ventilated place. Store keeping the inside of the hose free from foreign matter and dust.
- Do not store where the hose will make contact with other PVC products or near rubber products.

④ Notes for disposal

- Do not incinerate the hose. The incineration may generate toxic gases or damage incinerators; therefore, the hose should be treated as industrial waste for disposal purposes.
- The hose should be disposed of in accordance with the requirements of the local region.